

SERIES 1000/400/500



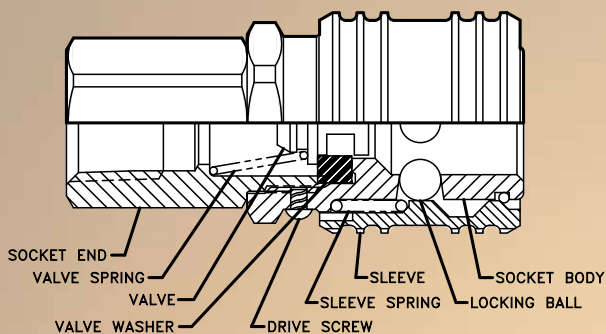
Industrial Interchange Ball Lock quick connect couplings are designed for compressed air, gases, and liquids. Body sizes are 1/4", 3/8" and 1/2".

FEATURES

- Ball lock
- Manual operation
- Rugged, reliable
- All sizes accept US Industrial Interchange; 1/4" and 1/2" also accept ISO 1650 Series B and A-A-59439 (former MIL-C-4109) plugs
- Optional sleeve lock prevents accidental disconnection
- Optional seal and valve materials available
- Series 1000 socket available in stainless steel
- Series 400 sockets accept Tru-Flate Interchange plugs and Industrial Interchange plugs

APPLICATIONS & MARKETS

- General Pneumatics
- Industrial Plants
- Construction
- Fluid Transfer



Shown with optional sleeve lock



Interchangeability

All Sizes	1/4" & 1/2"	400 Series
US Industrial Interchange	ISO 6150 Series B A-A-59439 (former MIL-C-4109)	Tru-Flate



Materials

Socket:

- Brass Body
- Nickel Plated Steel Sleeve
- Zinc Plated Steel Valve
- Buna-N (Nitrile) Seal
- Stainless Steel Springs
- Stainless Steel Locking Balls

Plug:

- Zinc Plated Case-Hardened Steel
- Brass
- Stainless Steel (1/4" size)



1/4" to 1/2" nominal
(6.35 mm to 12.7 mm)



-40° F to 250° F
-40° C to 120° C



Rated Pressure

Series	Size	PSI	BAR
1000	1/4"	2,000	138
400	3/8"	1,000	69
500	1/2"	500	35

NOTE:

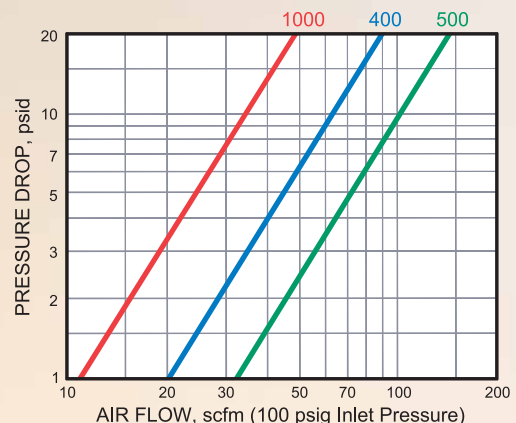
Series 400 operating pressure is 150 psi when connected to Tru-Flate Interchange plug.



Flow Capacity

Series	†Ac
1000	24
400	45
500	72

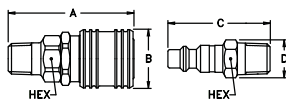
† Air flow (scfm) with 5 psi pressure drop and 100 psig inlet pressure.



SOCKETS

Part No.	Thread Size	Dimensions		
		A	B	HEX
900	1/8-27 NPTF	1.97	1.00	0.69
1100	1/4-18 NPTF	2.16	1.00	0.69
1300	3/8-18 NPTF	2.12	1.00	0.69
1000-63*	5/8-18	2.19	1.00	0.69
Stainless				
LL-1100	1/4-18 NPTF	2.16	1.00	0.69

Male End Connections

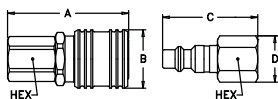


PLUGS

Part No.	Thread Size	Dimensions		
		C	D	HEX
10	1/4-18 NPTF	1.75	0.65	0.56
10C§	1/4-18 NPTF	1.75	0.65	0.56
10G†	1/4-18 NPTF	1.75	0.65	0.56
12	1/8-27 NPTF	1.59	0.58	0.50
12G†	1/8-27 NPTF	2.38	0.77	0.69
14	3/8-18 NPTF	1.75	0.79	0.69
14G†	3/8-18 NPTF	2.53	0.77	0.69
Brass				
B-10	1/4-18NPTF	1.75	0.64	0.56
Stainless				
LL-10	1/4-18 NPTF	1.75	0.65	0.56

Part No.	Thread Size	Dimensions		
		A	B	HEX
800	1/8-27 NPTF	1.86	1.00	0.69
1000	1/4-18 NPTF	2.08	1.00	0.69
1200	3/8-18 NPTF	2.16	1.00	0.75
Stainless				
LL-1000	1/4-18 NPTF	2.08	1.00	0.69

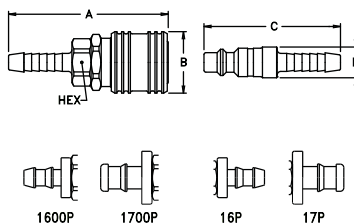
Female End Connections



Part No.	Thread Size	Dimensions		
		C	D	HEX
11	1/4-18 NPTF	1.63	0.79	0.69
11G†	1/4-18 NPTF	2.44	0.77	0.69
13	1/8-27 NPTF	1.47	0.65	0.56
15	3/8-18 NPTF	1.69	0.94	0.81
15G†	3/8-18 NPTF	2.50	0.84	0.75
Brass				
11B	1/4-18 NPTF	1.63	0.78	0.69
Stainless				
LL-11	1/4-18 NPTF	1.63	0.79	0.69

Part No.	Hose I.D.	Dimensions	
		A	B
1600	1/4"	2.60	1.00
1600P‡	1/4"	2.37	1.00
1700	3/8"	2.60	1.00
1700P‡	3/8"	2.44	1.00
1800	5/16"	2.60	1.00

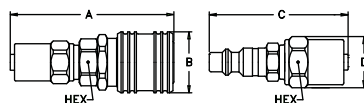
Hose Stem End Connections



Part No.	Hose I.D.	Dimensions	
		C	D
16	1/4"	2.22	0.50
16G†	1/4"	2.97	0.77
16P‡	1/4"	2.00	0.69
16PG†‡	1/4"	2.75	0.77
17	3/8"	2.22	0.50
17G†	3/8"	2.96	0.77
17P‡	3/8"	2.06	0.87
17PG†‡	3/8"	2.85	0.87
18	5/16"	2.22	0.50
Brass			
B-17	3/8"	2.22	0.50

Part No.	Hose		Dimensions		
	I.D.	O.D.	A	B	HEX
1-SA0	3/16"	7/16"	2.62	1.00	0.56
1-SA3	3/16"	1/2"	2.62	1.00	0.63
1-SB1	1/4"	15/32"	2.69	1.00	0.63
1-SB3	1/4"	1/2"	2.69	1.00	0.63
1-SB5	1/4"	9/16"	2.69	1.00	0.69
1-SB7	1/4"	5/8"	2.69	1.00	0.75
1-SC5	5/16"	9/16"	2.81	1.00	0.69
1-SC7	5/16"	5/8"	2.81	1.00	0.75
1-SC9	5/16"	11/16"	2.81	1.00	0.81
1-SD5	3/8"	9/16"	2.81	1.00	0.69
1-SD7	3/8"	5/8"	2.81	1.00	0.75
1-SD9	3/8"	11/16"	2.81	1.00	0.81
1-SD11	3/8"	3/4"	2.81	1.00	0.88
1-SD13	3/8"	13/16"	2.81	1.00	0.94

Hose Clamp End Connections



Part No.	Hose		Dimensions		
	I.D.	O.D.	C	D	HEX
3-PA0	3/16"	7/16"	2.25	0.63	0.56
3-PA3	3/16"	1/2"	2.25	0.70	0.63
3-PB1	1/4"	15/32"	2.31	0.70	0.63
3-PB3	1/4"	1/2"	2.31	0.70	0.63
3-PB5	1/4"	9/16"	2.31	0.77	0.69
3-PB7	1/4"	5/8"	2.31	0.84	0.75
3-PB9	1/4"	11/16"	2.31	0.91	0.81
3-PB11	1/4"	3/4"	2.31	0.98	0.88
3-PC5	5/16"	9/16"	2.38	0.77	0.69
3-PC7	5/16"	5/8"	2.38	0.84	0.75
3-PC9	5/16"	11/16"	2.38	0.91	0.81
3-PD5	3/8"	9/16"	2.44	0.77	0.69
3-PD7	3/8"	5/8"	2.44	0.84	0.75
3-PD9	3/8"	11/16"	2.44	0.91	0.81
3-PD11	3/8"	3/4"	2.44	1.05	0.94
3-PD13	3/8"	13/16"	2.44	1.05	0.94
3-PD15	3/8"	7/8"	2.44	1.12	1.00

* 45° Male Flare § With Ball Check † With Bleeder Ball Check – Reduces hose whip when disconnecting ‡ For use with push-on style hose

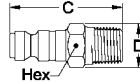
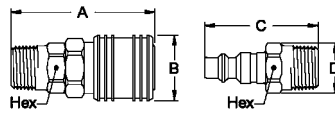
Optional Seal Materials: 138-Silicone, 143-Fluorocarbon, 192-EPDM

SERIES 400

SOCKETS

Part No.	Thread Size	Dimensions		
		A	B	HEX
410-A	1/8-27 NPTF	2.20	1.13	0.88
410	1/4-18 NPTF	2.35	1.13	0.88
430	3/8-18 NPTF	2.35	1.13	0.88
450	1/2-14 NPTF	2.54	1.13	0.88

Male End Connections



PLUGS

Part No.	Thread Size	Dimensions		
		C	D	HEX
38	1/8-27 NPTF	1.72	0.72	0.63
40	1/4-18 NPTF	1.88	0.72	0.63
40G†	1/4-18 NPTF	2.65	0.77	0.69
42	3/8-18 NPTF	1.88	0.79	0.69
42G†	3/8-18 NPTF	2.65	0.77	0.69
44	1/2-14 NPTF	2.09	1.01	0.88

Brass

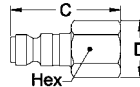
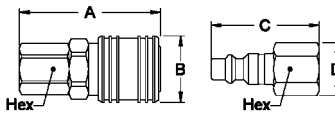
B-40	1/4-18 NPTF	1.88	0.70	0.63
B-42	3/8-18 NPTF	1.88	0.77	0.69

Steel

31AP-25M	1/4-18 NPTF	1.85	0.72	0.63
31AP-37M	3/8-18 NPTF	1.85	0.79	0.69

Part No.	Thread Size	Dimensions		
		A	B	HEX
400-A	1/8-27 NPTF	2.10	1.13	0.88
400	1/4-18 NPTF	2.10	1.13	0.88
420	3/8-18 NPTF	2.35	1.13	0.88
440	1/2-14 NPTF	2.62	1.13	1.00

Female End Connections



Part No.	Thread Size	Dimensions		
		C	D	HEX
41	1/4-18 NPTF	1.63	0.79	0.69
41G†	1/4-18 NPTF	2.56	0.77	0.69
43	3/8-18 NPTF	1.81	0.94	0.81
43G†	3/8-18 NPTF	2.62	0.84	0.75
45	1/2-14 NPTF	2.06	1.15	1.00

Brass

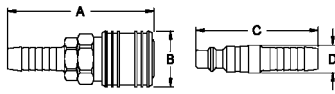
B-43	3/8-18 NPTF	1.81	0.91	0.81
------	-------------	------	------	------

Steel

31AP-25F	1/4-18 NPTF	1.60	0.79	0.69
31AP-37F	3/8-18 NPTF	1.78	0.94	0.81

Part No.	Hose I.D.	Dimensions	
		A	B
4004	1/4"	2.82	1.13
4050	5/16"	2.82	1.13
4006	3/8"	2.82	1.13
4008	1/2"	2.82	1.13

Hose Stem End Connections



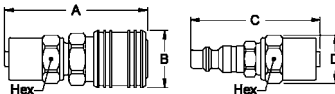
Part No.	Hose I.D.	Dimensions	
		C	D
404	1/4"	2.34	0.63
406	3/8"	2.34	0.63
408	1/2"	2.34	0.81

Brass

B-406	3/8"	2.34	0.63
-------	------	------	------

Part No.	Hose		Dimensions		
	I.D.	O.D.	A	B	HEX
40-SB3	1/4"	1/2"	2.92	1.13	0.63
40-SB7	1/4"	5/8"	2.92	1.13	0.75
40-SD7	3/8"	5/8"	3.04	1.13	0.75
40-SD9	3/8"	11/16"	3.04	1.13	0.81
40-SD11	3/8"	3/4"	3.04	1.13	0.88
40-SD13	3/8"	13/16"	3.04	1.13	0.94
40-SP13	1/2"	13/16"	3.67	1.13	0.94
40-SP15	1/2"	7/8"	3.67	1.13	1.00
40-SP17	1/2"	15/16"	3.67	1.13	1.06
40-SP19	1/2"	1"	3.67	1.13	1.13

Hose Clamp End Connections



Part No.	Hose		Dimensions		
	I.D.	O.D.	C	D	HEX
4-PB1	1/4"	15/32"	2.44	0.70	0.63
4-PB3	1/4"	1/2"	2.44	0.70	0.63
4-PB5	1/4"	9/16"	2.44	0.77	0.69
4-PB7	1/4"	5/8"	2.44	0.84	0.75
4-PB9	1/4"	11/16"	2.44	0.91	0.81
4-PB11	1/4"	3/4"	2.44	0.98	0.88
4-PD5	3/8"	9/16"	2.56	0.77	0.69
4-PD7	3/8"	5/8"	2.56	0.84	0.75
4-PD9	3/8"	11/16"	2.56	0.91	0.81
4-PD11	3/8"	3/4"	2.56	0.98	0.88
4-PD13	3/8"	13/16"	2.56	1.05	0.94
4-PD15	3/8"	7/8"	2.56	1.12	1.00
4-PP13	1/2"	13/16"	3.25	1.05	0.94
4-PP15	1/2"	7/8"	3.25	1.12	1.00
4-PP17	1/2"	15/16"	3.25	1.19	1.06
4-PP19	1/2"	1"	3.25	1.26	1.13

† With Bleeder Ball Check – Reduces hose whip when disconnecting

Dust Plugs Accessories:

Coupling Series	Socket Dust Plug Part No.
1000	P-SDC-1-HK
400	P-SDC-2-HK
500	P-SDC-3-HK



Vinyl Dust Plug

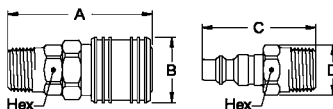
Optional Seal Materials:

138-Silicone,
143-Fluorocarbon,
192-EPDM

SOCKETS

Part No.	Thread Size	Dimensions		
		A	B	HEX
501	1/4-18 NPTF	2.77	1.19	1.00
510	3/8-18 NPTF	2.78	1.19	1.00
530	1/2-14 NPTF	2.97	1.19	1.00
550	3/4-14 NPTF	2.97	1.19	1.06

Male End Connections

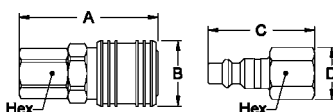


PLUGS

Part No.	Thread Size	Dimensions		
		C	D	HEX
50	1/4-18 NPTF	2.25	0.79	0.69
50G†	1/4-18 NPTF	2.90	0.98	0.88
52	3/8-18 NPTF	2.25	0.87	0.75
52G†	3/8-18 NPTF	2.90	0.98	0.88
54	1/2-14 NPTF	2.44	1.01	0.88
54G†	1/2-14 NPTF	3.09	0.98	0.88
56	3/4-14 NPTF	2.50	1.23	1.06
56G†	3/4-14 NPTF	3.14	1.19	1.06
Brass				
B-52	3/8-18 NPTF	2.25	0.70	0.63
B-54	1/2-14 NPTF	2.44	0.77	0.88

Part No.	Thread Size	Dimensions		
		A	B	HEX
500-A	1/4-18 NPTF	2.72	1.19	1.00
500	3/8-18 NPTF	2.78	1.19	1.00
520	1/2-14 NPTF	3.06	1.19	1.00
540	3/4-14 NPTF	3.09	1.19	1.19

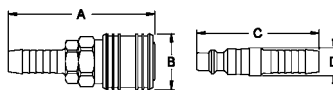
Female End Connections



Part No.	Thread Size	Dimensions		
		C	D	HEX
53-A	1/4-18 NPTF	1.92	0.79	0.69
53	3/8-18 NPTF	2.06	0.94	0.81
53G†	3/8-18 NPTF	2.90	0.98	0.88
55	1/2-14 NPTF	2.34	1.15	1.00
55G†	1/2-14 NPTF	3.17	0.98	0.88
57	3/4-14 NPTF	2.44	1.37	1.19

Part No.	Hose I.D.	Dimensions	
		A	B
570	3/8"	3.32	1.19
580	1/2"	3.24	1.19
590	3/4"	4.09	1.19

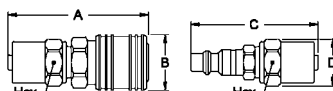
Hose Stem End Connections



Part No.	Hose I.D.	Dimensions	
		C	D
585	5/16"	2.66	0.69
585G†	5/16"	3.37	0.98
59	3/8"	2.66	0.69
59G†	3/8"	3.37	0.98
60	1/2"	2.66	0.75
60G†	1/2"	3.37	0.98
61	3/4"	3.50	1.00
61G†	3/4"	4.22	0.98
Brass			
B-60	1/2"	2.75	0.88

Part No.	Hose		Dimensions		
	I.D.	O.D.	A	B	HEX
50-SD7	3/8"	5/8"	3.49	1.19	0.75
50-SD13	3/8"	13/16"	3.49	1.19	0.94
50-SP13	1/2"	13/16"	4.09	1.19	0.94
50-SP15	1/2"	7/8"	4.09	1.19	1.00
50-SP17	1/2"	15/16"	4.09	1.19	1.06
50-SP19	1/2"	1"	4.09	1.19	1.13
50-SR23	3/4"	1 1/8"	4.22	1.19	1.25
50-SR25	3/4"	1 3/16"	4.22	1.19	1.31
50-SR27	3/4"	1 1/4"	4.22	1.19	1.38

Hose Clamp End Connections



Part No.	Hose		Dimensions		
	I.D.	O.D.	C	D	HEX
5-PB1	1/4"	15/32"	2.81	0.70	0.63
5-PB3	1/4"	1/2"	2.81	0.70	0.63
5-PB5	1/4"	9/16"	2.81	0.77	0.69
5-PB7	1/4"	5/8"	2.81	0.84	0.75
5-PD5	3/8"	9/16"	2.94	0.77	0.69
5-PD7	3/8"	5/8"	2.94	0.84	0.75
5-PD9	3/8"	11/16"	2.94	0.91	0.81
5-PD11	3/8"	3/4"	2.94	0.98	0.88
5-PD13	3/8"	13/16"	2.94	1.05	0.94
5-PD15	3/8"	7/8"	2.94	1.12	1.00
5-PP13	1/2"	13/16"	3.62	1.05	0.94
5-PP15	1/2"	7/8"	3.62	1.12	1.00
5-PP17	1/2"	15/16"	3.62	1.19	1.06
5-PP19	1/2"	1"	3.62	1.26	1.13
5-PR23	3/4"	1 1/8"	3.75	1.40	1.25
5-PR25	3/4"	1 3/16"	3.75	1.47	1.31
5-PR27	3/4"	1 1/4"	3.75	1.54	1.38

† With Bleeder Ball Check – Reduces hose whip when disconnecting

Optional Seal Materials: 143-Fluorocarbon, 192-EPDM